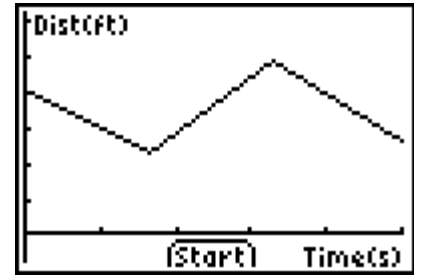


ALG Ch 2: Walking the Graph

These graphs were acquired from the TI 84+ calculators from a program called Easy Data.

Before we "Walk the Graphs", please answer the following questions using this graph.



1) Name the two variables and the units they are measured in.

Variable	Units
a) _____	_____
b) _____	_____

2) What is the starting distance, when time = 0 seconds? _____

3) What is the maximum distance? _____ At what time did this occur? _____

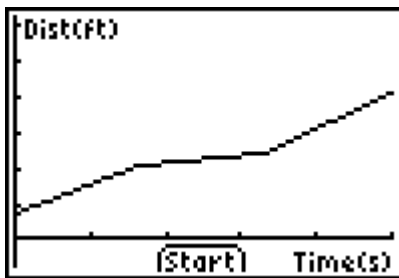
4) What is the minimum distance? _____ At what time (s) did this occur? _____

5) Write the story that goes with this graph. Use complete sentences. Write your story rich with details.

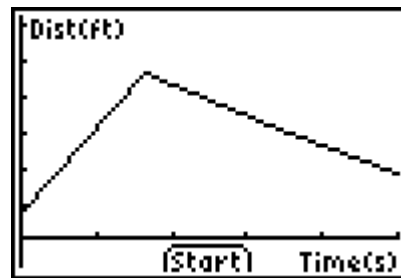
For these two graphs, describe the slopes of the graphs.

Tell whether each section is increasing, decreasing, or flat.

6)



7)



8) What does the steepness of the lines tell you?